




**SURVEY OF PAKISTAN  
SURVEY TRAINING INSTITUTE  
ISLAMABAD**



# PROSPECTUS



SURVEY TRAINING INSTITUTE, FAIZ AHMED FAIZ ROAD, SECTOR H-8/2 ISLAMABAD  
[www.surveyofpakistan.gov.pk](http://www.surveyofpakistan.gov.pk) Contact # 051-9257525





**SURVEY OF PAKISTAN  
SURVEY TRAINING INSTITUTE  
H-8/2 ISLAMABAD**

**INSTITUTE**

Survey Training Institute is the only National institute established in 1986. Survey Training Institute is situated at quite approachable location near Allama Iqbal Open University in sector H/8-2 Islamabad.

**OUR MISSION IS**

- To meet challenges of new millennium.
- Through excellence in the field of surveying and mapping.
- To develop the quality of Technical youth.
- To enhance human resource potential of Pakistan.

**WHY STUDY AT STI**

You have to make decision to study surveying which resultantly may make your career prosperous with a limited educational background. This decision will lead to your career satisfaction, achievements, public relations & respectable job.

**EMPLOYMENT**

It is easy to get job for a Surveyor qualified from Survey Training Institute. Our reputation & capacity to transfer skill will make you the first choice for any organization, you wish to join.

**STANDARD**


Standard is never compromised. We make you plan & execute in qualitative manner. Your personality is built in a remarkable way which leads to success.

**INSTRUCTIONAL STAFF**

It is the only institution of Surveying & Mapping in Pakistan where you can find variety of teacher qualified overseas in related disciplines.

**EQUIPMENT**

Survey Training Institute provides theoretical as well as practical training with state of the art of Surveying & Mapping Equipment which meets the essential requirement of the profession.







### **LIBRARY**

Survey Training Institute library has an impressive array of books, periodicals and journals related to the Surveying & Mapping.

### **COMPUTER LABS**

Computer labs at Survey Training Institute are equipped with latest PCs and Surveying & Mapping Software.

### **HOSTEL**

Hostel with recreation facility is also available to accommodate a limited number of trainees.

### **COURSES OFFERED**

**i. CERTIFICATE COURSE IN LAND SURVEYING**

This course is affiliated with Punjab Board of Technical Education Lahore.

Duration: 1 Year

**ii. CERTIFICATE COURSE IN LAND SURVEYING**

Duration: 6 Months

**iii. TOTAL STATION COURSE**

Duration: 1 Month

**iv. GPS COURSE**

Duration: 1 Month

**v. GIS COURSE**

Duration: 2 Months

### **COURSE CONTENTS**

**i. CERTIFICATE COURSE IN LAND SURVEYING (1 year)**

CLS-101	Mathematics, Scales
CLS-102	Introduction to Survey Instruments & their Use, Measurement of Vertical Distances
CLS-103	Surveying, Field Astronomy & Curves
CLS-104	Tacheometry, Plane tabling, Map Making
CLS-105	Computations, Measurement & Errors
CLS-106	Photogrammetry, General Information on Surveying
CLS-107	Fundamentals of Microcomputers

**ii. CERTIFICATE COURSE IN LAND SURVEYING (6 Months)**

CAS-100	Basic Surveying
CAS-101	Advance Surveying
CAS-102	Engineering Survey
CAS-103	Cartography and GIS
CAS-104	Mathematics in Surveying





## **FEE STRUCTURE**



The fee for different programs is detailed below. The payment of fee in lump sum will be encouraged. Admission fee is collected once during the course. Students are required to deposit fee on the specified dates announced by the administration. Late fee fine of Rs. 200 will be charged if the fee is not paid by the due date. There will be no provision of fee refund in any case.

### **1. CERTIFICATE COURSE IN LAND SURVEYING (1 year)**

Admission Fee	Rs. 1000
Tuition Fee	Rs. 2000 per month
Other charges	Rs. 5500
Security refundable	Rs. 2000

Registration and exam fee of Punjab Board of Technical Education will be collected according to board rules.

### **2. CERTIFICATE COURSE IN LAND SURVEYING (6 months)**

Admission Fee	Rs. 1000
Tuition Fee	Rs. 2000 per month
Other charges	Rs. 4200
Security refundable	Rs. 1000

### **3. TOTAL STATION COURSE**

Admission Fee	Rs. 1000
Tuition Fee	Rs. 10000
Other charges	Rs. 4200

### **4. GPS COURSE**

Admission Fee	Rs. 1000
Tuition Fee	Rs. 10000
Other charges	Rs. 4200

### **5. GIS COURSE**



Total Fee	Rs. 25000
-----------	-----------

### **o HOSTEL CHARGES**

Room Charges	Rs. 20 per day
Hostel security	Rs. 1000 (Refundable)

## **RULES & REGULATION**

Students/trainees are expected to observe the following rules.

1. At least 90% attendance is obligatory in theory as well as in practical.
  2. Maintaining discipline in class rooms, labs and in field area.
  3. Labs are equipped with sophisticated equipment therefore students are advised to be careful while working in labs/field area. In case of any problem the course Incharge should be contacted.
- 
- 



1. Student will be responsible for any damage of instrument or property of the institute.
2. As all the above courses are offered on cost recovery basis so there is no provision of fee waiving or remission of any type.
3. Classes are organized in morning only.
4. In case of poor attendance, unsatisfactory performance, poor conduct or breakage of rules and regulations, the institute management reserves right to expel such student from the course.
5. These rules are subject to any change by competent authority at any time without prior notice. Students are bound to follow the rules announced from time to time for smooth running of the courses.

### **EXAMINATION & ACCREDITATION**

**i. For Courses affiliated with Punjab Board of Technical Education Lahore:**

Grades will be awarded according to rules of Punjab Board of Technical Lahore.


**ii. For other Courses:**

A candidate shall be declared successful provided he gets 40% marks in theory assessment and 60% marks in practical. A minimum aggregate of 50% is required for certification. Grades are awarded as follows

<u>PERCENTAGE OF MARKS</u>	<u>GRADE</u>
90% and above	A+
80% and above but below 90%	A
70% and above but below 80%	B
60% and above but below 70%	C
50% and above but below 60%	D
Below 50%	F



**SURVEY OF PAKISTAN  
TRAINING INSTITUTE  
H-8/2 ISLAMABAD**



**Admission Form**

Form No. \_\_\_\_\_ 16

Name: \_\_\_\_\_

Father's Name: \_\_\_\_\_

Date of Birth: \_\_\_\_\_ Religion \_\_\_\_\_

Sex: \_\_\_\_\_ Domicile: \_\_\_\_\_

C.N.I.C No. \_\_\_\_\_

Postal Address: \_\_\_\_\_

\_\_\_\_\_

\_\_\_\_\_

Permanent Address: \_\_\_\_\_

\_\_\_\_\_

\_\_\_\_\_

Phone No.(Res) \_\_\_\_\_ Cell No. \_\_\_\_\_

Qualification(must be entered from matric to last degree.)

Sr No.	Qualification	Subject	Year	Board / University	Marks Obt	Total Marks	Div	%age

Other Courses: \_\_\_\_\_

\_\_\_\_\_

Previous Experience (if any): \_\_\_\_\_

\_\_\_\_\_

Current Employment (if any): \_\_\_\_\_

\_\_\_\_\_

Choose a course which you desire.

a. Advance Course in Land Surveying Technologies

b. Certificate Course in Civil Surveying (06 Months)

c. Certificate Course in Land Surveying (01 Year)